

— MODBus RS485

— MODBus TTL

a piano TERRA in locale presidiato

VMF-E5



5 poli + schermo 0.34 mm² (AWG22)

2 poli + schermo 0.34 mm² (AWG22)

2 poli + schermo 0.34 mm² (AWG22)

Salone

Interfaccia a parete per la gestione dei fancoil (E4)



T1

Ingresso

Interfaccia a parete per la gestione dei fancoil (E4)



T2

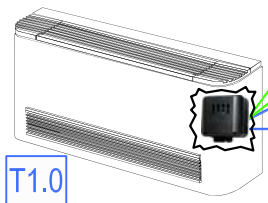
Ufficio

Interfaccia a parete per la gestione dei fancoil (E4)



T3

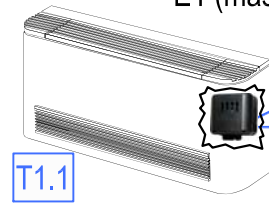
Fancoil con valvola a 3 vie



T1.0

Scheda termostato E1 (master)

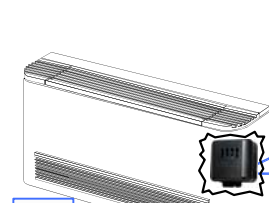
4 poli (AWG22)



T1.1

Scheda termostato E0 (slave)

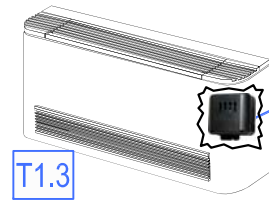
2 poli 0.34 mm² (AWG22)



T1.2

Scheda termostato E0 (slave)

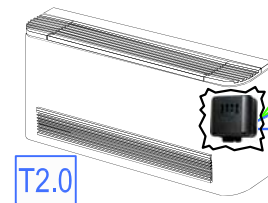
2 poli 0.34 mm² (AWG22)



T1.3

Scheda termostato E0 (slave)

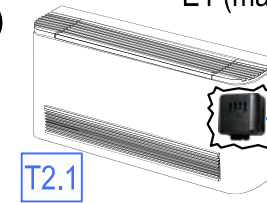
2 poli 0.34 mm² (AWG22)



T2.0

Scheda termostato E1 (master)

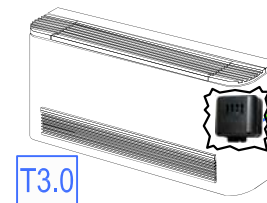
4 poli (AWG22)



T2.1

Scheda termostato E0 (slave)

2 poli 0.34 mm² (AWG22)



T3.0

Scheda termostato E1 (master)

4 poli (AWG22)